
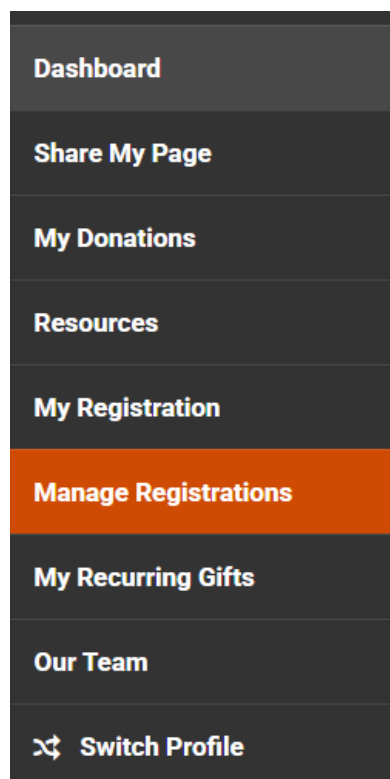


HOW TO ADD A PARTICIPANT TO YOUR TEAM

1. Go to walk website: www.walkwithmehouston.org
2. Click on the  button in the top right corner of the website. Enter login information.
3. You should now be on the Dashboard page. Find the navigation below. Click on **Manage Registrations**. Then you will see the page on the right. Click on **+ Add Additional Participant** (See highlighted section below).



Manage Registrations

 View Tickets

You don't have any additional registrations.

 Add Additional Participant

4. You will then see the registration page. Anyone you register this way will be under your account. Start by selecting the age range for the person you are registering. Reminder, walkers age 11 and up are required to raise or donate a minimum of \$50 in order to attend Walk With Me. Continue to next step.



Adding someone to Gabriela Silva's registration.

How do they want to register?

Age 11 & up

This option is to register as an individual attending the event. All attendees age 11 & up are expected to raise or donate \$50.



Raise \$50 by 4.11.2026 8:00am CST to cover your zoo admission.

Age 3-10


Age 2 & under

Although children 2 & under are free, we do require that you register them ahead of time.

5. Enter the personal **Fundraising Goal*** for this participant. Fill in the remaining questions. Make sure to enter ALL necessary Contact Details. Continue to next step. By marking ***I will manage their fundraising***, the participant will have **NO ACCESS** to their page. If they would like access, you will need to provide a valid email address to create an account for this participant. Continue to next step.


Register for **Walk With Me 2026**

[Details](#) > [Finish Up](#)





Adding someone to Gabby S's registration.

How do they want to register?



Ticketed Guest - age 3-10







As an Individual

Fundraising Goal

How much will they try to raise?

☐ I'll manage their fundraising 

☐ They don't want their own fundraising goal and page



6. If you would like to make a donation to this participants account, select Yes! I'd like to make a donation toward my fundraising goal. This will prompt credit card/payment information. If you do not want to make a donation, select No thanks. Continue to next step.

Make sure that the Team Name reflects YOUR team. Verify ALL information before completing registration. Continue to Complete Registration.